


# Can You Eat an Apple—Quietly?


Art by George Sears

What's the quietest way to have an apple? Drinking it, of course! You say it won't fit in your cup? Better make juice, then. Here's how it's done.


1. First, inspectors check out the apple crop. Moldy or decayed apples are discarded, and good juice apples are chosen.



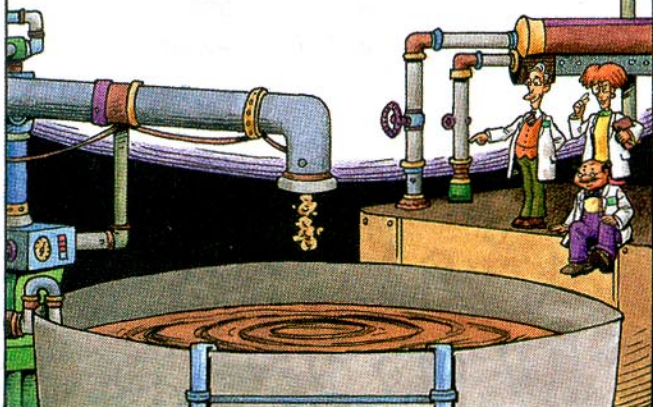
2. Even apples have to take a bath—some for forty-five minutes! They're scrubbed and high-pressure sprayed with plenty of fresh water. You'd turn into a prune, but not the apples; they just get squeaky clean.



3. The cleaned apples move on to the disintegrator, where they are chewed, chopped, and chunked much like food dropped into a blender.



4. Let the spin begin! A special machine called a decanter spins the apple pieces at 4,000 revolutions per minute (RPM). This creates a pressure 4,000 times the force of gravity, which squeezes the juice out of the apple pieces.



5. The juice is now spun at even higher speeds, up to 6,500 RPM, creating 5,000 times the force of gravity. The juice is forced through special ceramic filters to remove any remaining apple bits.

